



Deputy Mayor for Public Safety and Justice, Office of the DMPSJ (FQO)

MISSION

The mission of the Office of the Deputy Mayor for Public Safety and Justice is to provide direction, guidance, support and coordination to the District's public safety agencies to develop and lead interagency public safety initiatives to improve the quality of life in the District's neighborhoods.

SUMMARY OF SERVICES

The Office of the Deputy Mayor for Public Safety and Justice was created in January 2011 to provide guidance, support, and coordination of public safety and justice agencies of the District. During FY 2013 and 2014, the role of the agency has been expanded to include oversight of service programs that previously had operated as independent agencies. This structure enhances the oversight function and improves service delivery.

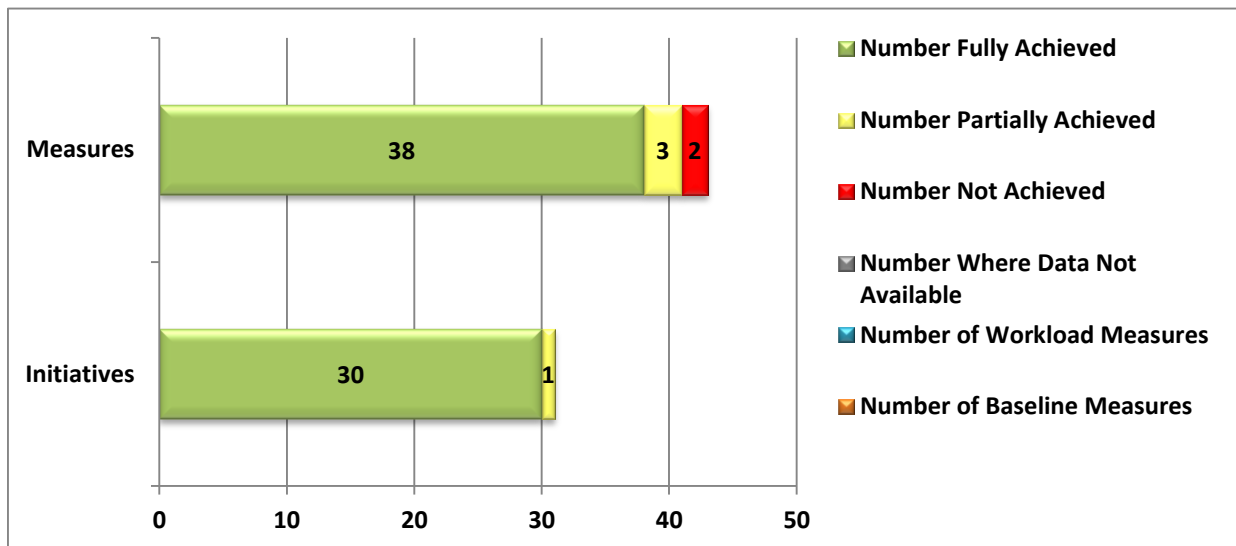
ACCOMPLISHMENTS

- ✓ Coordinated with PSJ agencies to ensure they stayed within budget for FY14.
- ✓ Assisted PSJ agencies in achieving their operational goals.
- ✓ Promoted collaborative relationships with all District Government agencies.

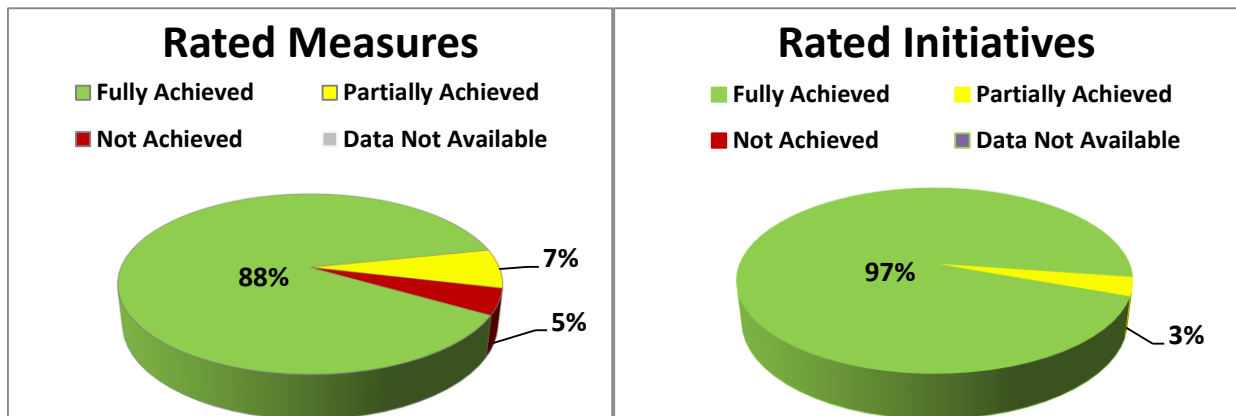


OVERALL AGENCY PERFORMANCE

TOTAL MEASURES AND INITIATIVES



RATED MEASURES AND INITIATIVES



Note: Workload and Baseline Measurements are not included

Default KPI Rating:	
>= 100%	Fully Achieved
75 - 99.99%	Partially Achieved
< 75%	Not Achieved



Performance Initiatives – Assessment Details


Performance Assessment Key:

-  Fully achieved  Partially achieved  Not achieved  Data not reported

Access to Justice

OBJECTIVE 1: Provide direct civil legal services to low-income and underserved District residents.


INITIATIVE 1.1: Provide financial assistance to organizations and individuals who provide direct civil legal services to low-income and under-served District residents.

-  **Fully Achieved.** The agency continued to fund this program to provide assistance to legal professionals in accordance with the legislative mandate.

Agency Oversight/Management


OBJECTIVE 1: Coordinate with all the public safety and justice agencies to make sure they stay within budget.

INITIATIVE 1.1: Provides comprehensive and efficient financial management services to District

-  **Public Safety Agencies.**
Fully achieved. All public safety and justice agencies were within budget for FY 2014


OBJECTIVE 2: Assist public safety and justice agencies in achieving their operational goals through monthly meetings and reports.

INITIATIVE 2.1: Support Cluster Agencies in meeting Performance Plan goals.

-  **Fully Achieved.** Agencies in most cases met their goals through careful oversight and assistance.

OBJECTIVE 3: Foster a collaborative relationship with all District Government agencies that allow for public safety goals to be achieved.


INITIATIVE 3.1: Promotes partnership among District Government Agencies.

-  **Fully achieved-** The Office worked in tandem with the other Deputy Mayors to create and implement comprehensive strategies to address public safety and justice issues.

Correction Information Council (CIC)

OBJECTIVE 1: Conduct comprehensive inspection of facilities housing DC inmates.

INITIATIVE 1.1: Inspect, monitor, and report on conditions of confinement at facilities where DC residents are incarcerated in DC and across the U.S.

-  Fully achieved. In FY14, the CIC inspected two DOC facilities, 12 FBOP facilities, and two private contract facilities. Through onsite inspections the CIC reached over 35% of DC inmates in FBOP custody. The following table provides the facility name, date of inspection, and number of DC inmates at each facility inspected.

(Initiative 1.1 Continue on next page)



Initiative 1.1 (Continue)

Facilities Inspected by the CIC in Fiscal Year 2014		
Facility Name	Inspection Date	Number of DC Inmates
DC Jail	October 2013	1,676
USP Atlanta	February 11, 2014	40
USP Lewisburg	April 10, 2014	124
FCI Schuylkill	April 11, 2014	105
USP Victorville	April 30, 2014	55
FCI Victorville Medium II	May 1, 2014	4
FCI Victorville Medium I	May 2, 2014	10
CTF	May 14, 2014	460
Juvenile Unit at CTF	May 14, 2014	16
USP Canaan	August 4, 2014	192
FCI Otisville	August 5, 2014	34
FCI Petersburg Medium	August 18, 2014	175
FCI Petersburg Low	August 19, 2014	14
USP Hazelton	August 25, 2014	251
SFF Hazelton	August 26, 2014	74
Rivers CI	September 25, 2014	509
Total in DOC custody		2,152
Total in FBOP custody		1,587
Total		3,739

OBJECTIVE 2: Promote Community Outreach

INITIATIVE 2.1: Facilitate outreach to the D.C. Community.

- Fully achieved. In FY14, the CIC held four meetings open to the public and hosted a Welcome Home Event. The CIC also attended 30 additional meetings, hearings, forums, and events relevant to the work of the CIC.

OBJECTIVE 3: Develop the CIC Administratively

INITIATIVE 3.1: Set up confidential office space

- Partially achieved in FY14 and fully achieved to date. The CIC did move into a confidential office space in December of 2014. Please note that although the CIC was working with the Department of General Services to secure confidential office space throughout a portion of FY14, the CIC did not relocate to the new office space until FY15.

INITIATIVE 3.2: Increase CIC full time staff

- Fully achieved. In FY14, the CIC received a budget increase to hire two additional FTEs beginning in FY15. The two new FTEs included an administrative assistant (FTE position filled) and community outreach assistant (FTE start date February 2015).



OBJECTIVE 4: Obtain Training from Local and National Experts to Develop Best Inspection and Monitoring Practices

INITIATIVE 4.1: Continue training from members of the D.C. community and experts in prison oversight.

- **Fully achieved.** In FY14, the CIC attended five training sessions with members of the DC community and experts in prison oversight. The sessions included training on best inspection practices and areas of concern for DC residents in DOC and FBOP custody.

OBJECTIVE 5: Reach Larger Portion of DC residents in Bureau custody.

INITIATIVE 5.1: Send a survey to a statistically significant portion of DC inmates in Bureau custody.

- **Partially achieved.** In FY14, the CIC drafted a survey to send to a statistically significant portion of DC residents at each FBOP facility. The CIC has not yet sent out this survey because this project will be under the supervision of the CIC Community Outreach FTE who will begin full time employment in February of 2015. Although, this initiative began in FY14, it will be completed in FY15.

Homeland Security/Continuity Operations

OBJECTIVE 1: Homeland Security/Continuity of Operation Plan (COOP)

INITIATIVE 1.1: Continuity of Operation Plan.

- **Fully Achieved.** The Office continued to ensure that agencies focused on COOP planning, execution and revision. Plans were also developed for the Council and other independent agencies.

INITIATIVE 1.2: Continuity of Operation Plan Exercises.

- **Fully Achieved.** Through the Emergency Preparedness Council (EPC) the Office continued to focus on developing exercises dealing with emergency preparation.

Justice Grants Administration (JGA)

OBJECTIVE 1: Improve performance management and program development

INITIATIVE 1.1: Establish baseline indicators for JGA grantees consistent with Office of Justice Program's baseline indicators for up to 11 Federal and Local grants.

- **Fully Achieved.** Justice Grants Administration (JGA) designed a measurement framework for all direct service providers to develop relevant and reliable measures intended to enhance accountability. JGA will continue to use these standards in three types of service categories: adult reentry, delinquency prevention and truancy intervention.

INITIATIVE 1.2: Provide training and technical assistance to sub grantees to ensure best practices in program development of criminal and juvenile justice priorities.

- **Fully Achieved.** JGA provided technical assistance to sub-grantees in various forums to include pre- and post-award workshops, strategic plan workgroups, monitoring and evaluation meetings.

OBJECTIVE 2: Improve administration of federal grants.

INITIATIVE 2.1: Develop strategic plans as required by federal grant sources.

- **Fully Achieved.** JGA is responsible for completing Strategic Plans and Annual Reports as required by Federal mandates on an annual basis.



INITIATIVE 2.2: Ensure 100% compliance of core requirements for OJP.

Fully Achieved. The District is in full compliance with the JJDP core requirements. JGA will

- continue to monitor SORNA and PREA compliance areas as these are newly identified categories within the Byrne Grant program.

OBJECTIVE 3: Provide leadership and financial support to allied District agencies to improve the administration of justice within the District of Columbia.

INITIATIVE 3.1: Coordinate stakeholders in an effort to reduce underage drinking in the District of Columbia.

- **Fully Achieved.** JGA will not continue with the program in FY 15 since the Federal EUDL program has been phased-out.

INITIATIVE 3.2: Provide financial and grant assistance to support the efforts to reduce backlogged firearms cases in the District.

- **Fully Achieved.** JGA will continue to fund the DC Department of Forensics.

INITIATIVE 3.3: Pilot a case management program targeted for women leaving Department of Corrections Central Treatment Facility (CTF).

- **Fully Achieved.** JGA in partnership with Department of Behavioral Health and other stakeholders was successful in securing a Second Chance Act grant. JGA will continue the partnership in FY 15 to pilot the case management program targeted for women with co-occurring disorders.

OBJECTIVE 4: Reduce truancy in the District of Columbia Public Schools.

INITIATIVE 4.1: Establish and develop partnerships among community-based organizations and targeted schools.

- **Fully Achieved.** JGA exceeded expectations with implementing the Show Up, Stand Out (SUSO), truancy reduction initiative. JGA expanded partnerships to eleven community based organizations and increased intervention in 45 schools to include middle school youth programming efforts.

INITIATIVE 4.2: Establish baseline truancy rates for selected schools using data collected from DCPS and community-based organizations.

- **Fully Achieved.** JGA has been successful in reducing truancy rate in each of the targeted schools in FY 14 compared to previous years.

OBJECTIVE 5: Provide direct civil legal services to low-income and underserved District residents.

INITIATIVE 5.1: Access to Justice provides financial assistance to organizations and individuals who provide direct civil legal services to low-income and underserved District residents.

- **Fully Achieved.** JGA continued to fund this program to provide assistance to legal professionals.

INITIATIVE 5.2: Provide financial assistance to organizations and individuals who provide direct civil legal services to low-income and under-served District residents

- **Fully Achieved.** JGA continued to fund this program to assist with loan repayments in accordance with the legislative mandate.



Office of Victim Services

OBJECTIVE 1: Create and sustain a coordinated community response to all victims of violent crime that is sensitive, respectful, age appropriate and culturally competent.

INITIATIVE 1.1: Building and sustaining the continuum of care for crime victims.

- **Fully achieved.** OVS developed 10 cross-agency and cross-organization initiatives, which superseded the number projected.

INITIATIVE 1.2: DC Sexual Assault Nurse Examiner Program.

- **Fully achieved.** OVS provided support sufficient to ensure that 100% of DC SANE patients received on-call advocacy at the time of the medical forensic exam. OVS only projected 90% compliance in this area. Additionally, 23% of those patients who were clinically assessed for drug facilitated sexual assault were found to have intoxicants in their system.

INITIATIVE 1.3: High Risk Domestic Violence Initiative (HRDVI).

- **Fully achieved.** During FY14 OVS provided support to the Lethality Assessment Program through SAFE sufficient to ensure that the number of victims who were assessed as high lethality entered the system and remained out of the crisis system for more than a year.

INITIATIVE 1.4: Polyvictimization Response Team (PRT).

- **Fully achieved.** OVS coordinated Project CHANGE (Polyvictimization Response Team) during FY 2014. During this time, over 60% of the clients assessed as positive for polyvictimization entered the project (above the projected 50%).

OBJECTIVE 2: Maintain respectful, articulate, and productive relationships with all partnering agencies and organizations to improve services to crime victims.

INITIATIVE 2.1: Expand access to victim services for the military populations by developing partnerships and providing technical assistance to the military installations within the District.

- **Partially achieved.** During Fiscal Year 2014, OVS facilitated 6 meetings and trainings with military installations in the DC area. This fell below the projected number of 10 due to the change of command at the Marine Barracks, Washington, DC with whom OVS had cultivated an ongoing relationship based on technical assistance.

INITIATIVE 2.2: Expand access to victim services for the campus populations by developing partnerships and providing technical assistance to the eight colleges and universities within the District.

- **Fully achieved.** During Fiscal Year 2014, OVS facilitated 19 trainings, meetings, and technical assistance events on DC-based college campuses. This exceeded our projected number of 3 during the Fiscal Year.

INITIATIVE 2.3: Expand access to victim services for victims of Limited English Proficiency by coordinating services and resources designed to assist LEP populations in accessing and receiving services.

- **Fully achieved.** During Fiscal Year 2014, DC OVS funded 6 organizations whose primary client population is limited English proficient and facilitated 12 meetings between culturally-specific service providers and core service providers.



- **INITIATIVE 2.4: Coordinate and professionalize the network of victim service providers in the District through development and coordination of the Victim Assistance Network Fully achieved.** During Fiscal Year 2014, OVS coordinated and staffed 7 Victim Assistance Network meetings, which exceeded the projected number of 4.



Key Performance Indicators – Details

Performance Assessment Key:

● Fully achieved
 ● partially achieved
 ● Not achieved
 ● Data not reported
 ● Workload Measure

	KPI	Measure Name	FY 2013 YE Actual	FY 2014 YE Target	FY 2014 YE Revised Target	FY 2014 YE Actual	FY 2014 YE Rating	Budget Program
Justice Grant Administration								
●	1.1	Number of baseline indicators established for sub-grantees that are consistent with OJP requirements	8	10		10	100%	JUSTICE GRANTS ADMINISTRATION
●	1.2	Percentage of sub-grantees participating in data collection	100%	100%		100%	100%	JUSTICE GRANTS ADMINISTRATION
●	1.3	Number of partnerships between sub-grantees, facilitated by JGA	5	7		7	100%	JUSTICE GRANTS ADMINISTRATION
●	2.1	Percentage of data submitted by sub-grantees that meets the OJP requirements	100%	100%		100%	100%	JUSTICE GRANTS ADMINISTRATION
●	2.2	Number of technical assistance sessions provided to sub-grantees	2	2		2	100%	JUSTICE GRANTS ADMINISTRATION
●	2.3	Number of meetings conducted with sub-grantees	2	2		2	100%	JUSTICE GRANTS ADMINISTRATION
●	2.4	Number of Advisory Board meeting held each year	10	12	10	10	100%	JUSTICE GRANTS ADMINISTRATION



	KPI	Measure Name	FY 2013 YE Actual	FY 2014 YE Target	FY 2014 YE Revised Target	FY 2014 YE Actual	FY 2014 YE Rating	Budget Program
●	2.5	Number of three year strategic plans completed and approved by OJP	2	2		2	100%	JUSTICE GRANTS ADMINISTRATION
●	2.6	Percentage of OJP requirements that have achieved full compliance	100%	100%		100%	100%	JUSTICE GRANTS ADMINISTRATION
●	2.7	Percentage of site visits completed and sub-grantees monitored for compliance	50%	75%		57.14%	76.19%	JUSTICE GRANTS ADMINISTRATION
●	3.1	Number of Annual Reports published and distributed to stakeholders	0	1		1	100%	JUSTICE GRANTS ADMINISTRATION
●	4.1	Number of meetings held with stakeholders to improve work in targeted schools	10	20		27	135%	JUSTICE GRANTS ADMINISTRATION
●	4.2	Number of Annual Youth Summits Held	2	2		2	100%	JUSTICE GRANTS ADMINISTRATION
●	4.3	Number of collaborations established between community-based organizations and identified dc schools	5	7		11	157.14%	JUSTICE GRANTS ADMINISTRATION
●	4.4	Number of schools in which baseline truancy data was determined	17	37		45	121.62%	JUSTICE GRANTS ADMINISTRATION



	KPI	Measure Name	FY 2013 YE Actual	FY 2014 YE Target	FY 2014 YE Revised Target	FY 2014 YE Actual	FY 2014 YE Rating	Budget Program
Office of Victim Services								
●	1.1	Establish a baseline cost of service for each service category	100%	100%		100%	100%	OFFICE OF VICTIM SERVICES
●	1.2	Number of cross-agency continues of care developed	4	6		10	166.67%	OFFICE OF VICTIM SERVICES
●	1.3	Percentage of DC Sane patients who received on-call advocacy at the medical forensic exam	90%	90%		100%	111.11%	OFFICE OF VICTIM SERVICES
●	1.4	Percentage of DC SANE patients who were clinically assessed for DFSA and tested positive for facilitation	10%	10%		23.08%	230.77%	OFFICE OF VICTIM SERVICES
●	1.5	Percentage of clients who screened high on the HRDVI and entered the program	98%	85%		170%	200%	OFFICE OF VICTIM SERVICES
●	1.6	Percentage of clients who entered the HRDVI program and did not return to the domestics violence crisis system within the last 12 months	98%	97%		90.21%	93%	OFFICE OF VICTIM SERVICES
●	1.7	Percentage of clients who were assessed as poly-victims and entered the PRT	NA	50%		64.29%	128.57%	OFFICE OF VICTIM SERVICES



	KPI	Measure Name	FY 2013 YE Actual	FY 2014 YE Target	FY 2014 YE Revised Target	FY 2014 YE Actual	FY 2014 YE Rating	Budget Program
●	1.8	Percentage of DC SANE patients who were clinically assessed at risk for HIV received HIV prophylaxis	50%	50%		100%	200%	OFFICE OF VICTIM SERVICES
●	2.1	Number of trainings or technical assistance meetings provided to a military installations in the DC metro area	NA	10		6	60%	OFFICE OF VICTIM SERVICES
●	2.2	Number of written agreements with military installations	NA	2		1	50%	OFFICE OF VICTIM SERVICES
●	2.3	Number of trainings or technical assistance provided conducted to a campus in the dc metro area	NA	3		19	633.33%	OFFICE OF VICTIM SERVICES
●	2.4	Number of agencies or organizations funded by OVS whose primary service population is LEP	NA	3		6	200%	OFFICE OF VICTIM SERVICES
●	2.5	Number of meetings conducted of targeted service providers to develop services for LEP population	NA	10		12	120%	OFFICE OF VICTIM SERVICES



	KPI	Measure Name	FY 2013 YE Actual	FY 2014 YE Target	FY 2014 YE Revised Target	FY 2014 YE Actual	FY 2014 YE Rating	Budget Program
●	2.6	Number if meetings of the Victim Assistance Network held	NA	4		7	175%	OFFICE OF VICTIM SERVICES
●	2.7	Number of Victim Assistance Network Committees Staffed	NA	4		21	525%	OFFICE OF VICTIM SERVICES
Correction Information Council								
●	1.1	Number of site visits at FBOP and DOC facilities	9	16		16	100%	CORRECTIONS INFORMATION COUNCIL
●	2.1	number of community outreach meetings	25	12		35	291.67%	CORRECTIONS INFORMATION COUNCIL
●	4.1	Number of training sessions held for DC and experts in prison oversight	5	3		5	166.67%	CORRECTIONS INFORMATION COUNCIL
Homeland Security								
●	1.1	Number of Coop developed	80	80	85	160	188.24%	HOMELAND SECURITY/CONTINUITY OF OPS PLAN
●	1.2	Number of emergency Preparedness Council Meeting	12	20	12	40	333.33%	HOMELAND SECURITY/CONTINUITY OF OPS PLAN
●	1.3	Number of Emergency drills completed	12	12	12	32	266.67%	HOMELAND SECURITY/CONTINUITY OF OPS PLAN
Access to Justice								
●	1.1	Number of sub grants to organizations providing legal services to low income and underserved District residents	19	20		20	100%	ACCESS TO JUSTICE



	KPI	Measure Name	FY 2013 YE Actual	FY 2014 YE Target	FY 2014 YE Revised Target	FY 2014 YE Actual	FY 2014 YE Rating	Budget Program
●	1.2	Number of loans provided to legal services attorneys that assist low income and underserved District residents	18	9		9	100%	ACCESS TO JUSTICE
Agency Oversight and Management								
●	1.1	Number of Cluster agencies within budget	8	8	8	8	100%	AGENCY OVERSIGHT
●	2.1	Number of cluster agencies that fully achieved 75% of fiscal year performance targets	13	7	7	7	100%	AGENCY OVERSIGHT
●	2.2	Number of cluster agencies fully achieved 75% fiscal year initiatives	8	8	8	8	100%	AGENCY OVERSIGHT
●	2.3	% of scheduled monitoring reports completed by cluster agencies	98%	100%	96%	87.5%	91.15%	AGENCY OVERSIGHT
●	3.1	Number of interagency initiatives implemented	13	7		7	100%	AGENCY OVERSIGHT