



District of Columbia Public Charter School Board PCSB (GB0)

MISSION

The D.C. Public Charter School Board's (PCSB) mission is to provide quality public school options for DC students, families, and communities by conducting a comprehensive application review process, providing effective oversight of and meaningful support to DC public charter schools, and by actively engaging key stakeholders.

SUMMARY OF SERVICES

The PCSB carries out four key functions: 1) ensure that only the highest quality organizations are approved to open charter schools which is accomplished through our comprehensive application review process, 2) make effective oversight decisions in the interest of students and hold charter schools to high standards with respect to results, 3) provide clear feedback to charter schools and maintain a system of rewards and consequences to manage progress towards desired outcomes, 4) actively engage key stakeholders to ensure transparency and accountability through an exchange process that facilitates the sharing of critical information and feedback regarding community impact and preferences.

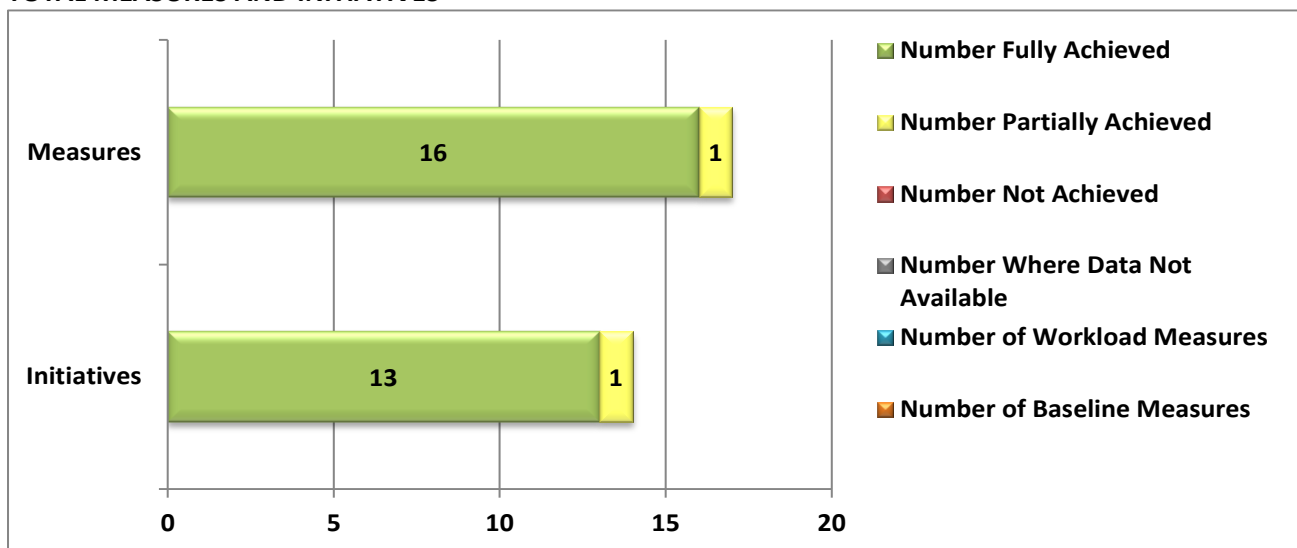
ACCOMPLISHMENTS

- ✓ 1 Tier 1 schools continue to expand and provide quality seats to more students in the District, while Tier 3 schools improved or were closed.
- ✓ 2 The fiscal health of public charter schools is improving with only a few schools, which are low fiscally performing.
- ✓ 3 PCSB is actively engaging students, parents, community leaders, politicians, and other stakeholders through broader social media presence, increased online footprint, improved community outreach, and targeted information.

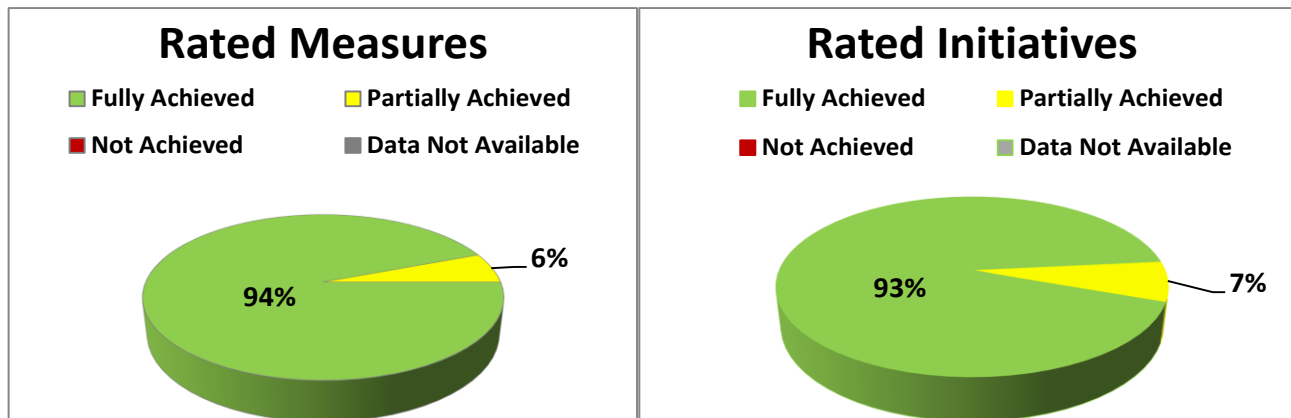


OVERALL AGENCY PERFORMANCE

TOTAL MEASURES AND INITIATIVES



RATED MEASURES AND INITIATIVES



Note: Workload and Baseline Measurements are not included

Default KPI Rating:	
>= 100%	Fully Achieved
75 - 99.99%	Partially Achieved
< 75%	Not Achieved



Performance Initiatives – Assessment Details

Performance Assessment Key:



Agency Management

OBJECTIVE 1: Promote increased school academic quality through oversight reviews and our Performance Management Framework (PMF).

INITIATIVE 1.1: Conduct rigorous 5, 10 and 15-year reviews of DC charter schools.

Fully Achieved. For both reviews and renewals, PCSB staff analyzes whether a school met the goals and academic achievement expectations (“academic expectations”) agreed to in the school’s charter, and also reviews the school’s compliance record and fiscal performance. PCSB’s academic analyses rely on both quantitative data and qualitative data observed during Qualitative Site Reviews. Its compliance review includes an analysis of the school’s compliance with special education laws, as well as with the School Reform Act’s requirements regarding procurement contracts.

● In FY14, PCSB conducted five charter reviews. The PCSB Board voted to continue without conditions the charters of two of these schools, given their strong academic performance. The Board voted to conditionally continue the charters of the other three schools, requiring them to implement academic, compliance, and/or fiscal improvements, based on areas of concern identified in PCSB staff’s analysis of the school’s performance.

In FY14, PCSB received seven charter renewal applications submitted by schools seeking to renew their charters for a second fifteen-year term. Of these, the PCSB Board voted to renew four charters and denied two renewal applications. The seventh application, submitted by Hospitality High PCS, was later withdrawn by the school. Both nonrenewal votes were based on PCSB staff’s findings that the school had not met its goals and academic expectations over the past fifteen years. For renewed schools, PCSB staff then worked with the school’s staff to develop rigorous academic goals and expectations that are included in the school’s renewed charter.

INITIATIVE 1.2: Address low-performing schools in any year of their charters.

● **Fully Achieved.** In FY14, PCSB completed the Performance Management Framework (PMF) to evaluate the academic performance. Five Tier 3 schools were identified in the 2012-13 PMF report. PCSB had a number of board-to-board meetings, with not just these schools but with other low-performing schools, to emphasize the necessity for immediate action, recommended charter revocation or school campus closure, limiting school growth, or facilitated acquisition strategy for experienced charter operators to manage low-performing schools.

INITIATIVE 1.3: Encourage Tier 1 schools to expand or replicate.

● **Fully Achieved.** FY14, a total of seven high quality public charter schools expanded or replicated. Specifically, one school (DC Prep) received an enrollment ceiling increase in February 2014 and three schools (KIPP DC, Two Rivers and TMA) received permission in May 2014 to increase their enrollment ceilings and replicate their educational programs. Lastly, five charter schools (e.g., DC Bilingual, LAMB, Mundo Verde, E.W. Stokes, and Yu Ying) were approved in July 2014 for an enrollment ceiling increase and expansion to form a jointly operated consortium of schools.



INITIATIVE 1.4: Complete successful pilots of our Early Childhood and Adult Education PMFs and implement the new PMFs for SY14-15.

Fully Achieved. PCSB successfully piloted the Early Childhood and Adult Education PMFs in 2013-14, producing Early Childhood and Adult Education PMF's for all relevant campuses. While the schools were not tiered last year, PCSB plans to tier the adult education campuses next year; the early childhood PMF may not be tiered until SY2015-16. We will continue to engage our stakeholders through task force meetings to discuss the indicators and measures of each framework.

OBJECTIVE 2: Ensure charter schools fulfill their roles as public schools serving all students.

INITIATIVE 2.1: Use improved data quality and data transparency, along with other efforts at education and technical assistance to reduce incidences of expulsion, long-term suspension, and truancy.

Fully Achieved. The number of schools that submit their attendance and discipline data monthly has continued to increase. In SY 2013-14, no schools received a Notice of Concern for not responding to data submission requests. Only three schools in SY 2013-14 accrued two Out-of-Compliance staff notices (which are sent by staff and are not Board action).

INITIATIVE 2.2: Develop and share discipline and attendance data for schools with similar populations to help reduce incidences of expulsion, long-term suspensions, and truancy.

Fully Achieved. In addition to the dynamic dashboards, schools are able to use the Equity Reports to compare their school's attendance and discipline data from SY 2013-14 to all schools in DC, not just charter schools. The Equity Reports show the school's data compared to all schools in DC serving the same grades. The metrics in this report for each school include student characteristics by demographic, by need, and by grade level, as well as In-Seat Attendance by subgroup, suspension by subgroup, expulsion, DC CAS proficiency by subgroup, DC CAS growth by subgroup, student midyear entry, and student midyear withdrawal. Using the dynamic reports for SY 2014-15, schools are able to check that their data in their School Information System matches what is showing in PCSB's ProActive and SharePoint interfaces. This allows PCSB to collect accurate data from schools.

INITIATIVE 2.3: Improve service oversight for students with special needs by implementing a detailed self-study to help schools improve education delivery.

Fully Achieved. There are two Special Education audits based on another trigger in PCSB's Special Education audit policy—low enrollment of Level 3 and Level 4 disabilities. PCSB received a justification from all schools, and completed an on-site audit in one case, in order to clear them from the audit status. In another event, concerns raised at one of PCSB's monthly board meeting raised issue over a school's ability to appropriately service students with disabilities. PCSB staff members followed up with this school through an on-site interview with staff members, observations of students, and supported in the creation of an Action Plan and recommendation to conduct PCSB's Special Education Quality Assurance Review (QAR). The school has since completed all of their Action Plan steps and conducted a QAR with PCSB.

OBJECTIVE 3: Improve fiscal and compliance oversight.

INITIATIVE 3.1: Continue efforts to improve fiscal monitoring of charter schools, publishing "Audit Management Unit" ("AMU") reports.

Fully Achieved. In FY14, PCSB released its second reports to the public and schools. The entire report was placed on PCSB's website for the first time. Five LEAs were identified as low fiscally performing in FY13, two schools more than in FY12, reflecting PCSB's increasingly stringent standards for fiscal health.



INITIATIVE 3.2: Use the FAR Score to work with financially struggling charter schools on steps to improve their health.

- **Fully Achieved.** The number of high fiscally performing schools increased to 31 in audited FY13 from 24 in the prior year. While the number of low fiscally performing schools increased from three to five over the same period, this reflects PCSB's increasingly stringent standards for fiscal health. For those identified as low fiscal performers, PCSB met with school leaders to understand the causes of the financial troubles and to discuss the schools' action plans to address the issues. Throughout the year, PCSB continued to review these schools' financial performance on an interim basis to avoid any growing financial weaknesses.

INITIATIVE 3.3: Improve payment processes to charters through the establishment of a summer school audit process.

- **Partially Achieved.** PCSB implemented the initial stage of collecting schools' summer school enrollment rosters in three points in time to eliminate false identified students. The agency is working on a more effective way to identify duplicate students in multiple school summer rosters. Changes to the law means that future payments to schools are not related to summer school enrollments. Therefore this initiative is no longer meaningful.

OBJECTIVE 4: Increased community engagement and parent education about school quality.

INITIATIVE 4.1: Improve community engagement and awareness of charter schools and charter school quality ratings by enhancing our website, www.dcpcsb.org.

- **Fully Achieved.** PCSB distributed 5,000 PMF parent guides in English and Spanish at the EdFEST in November 2014. Both the PMF report and PMF parent guides are on the agency's website. Additionally, the Community Advisory Group testified before the DC Council and PCSB held and participated in many community forums throughout the District. PCSB released an online dashboard about the PMF (dashboard.dcpcsb.org) for parents to access learn about school quality, in addition to the mobile app, MyDCcharters, and the open data portal (data.dcpcsb.org). Parents can use data.dcpcsb.org or dashboard.dcpcsb.org to view measures such as attendance, student achievement and progress and parent satisfaction in addition to others. PCSB also launched a new website. The new site is much easier for parents, community, policymakers and media to navigate and find the information they need—all with a new, better look and feel.

INITIATIVE 4.2: Improve ease of applying to charter schools by creating a common enrollment process and publicizing this widely through various print and electronic platforms.

- **Fully Achieved.** In 2014 PCSB, DCPS, DME, and most charter LEAs collaborated to create a common application and lottery called My School DC. The My School DC application is a single online application DC families used to apply for the 87 participating public charter schools (PK3–12), DCPS out-of-boundary schools (K–12), DCPS PK3 and PK4 programs, and DCPS specialized high schools (9–12) for 2014-15 schools year admission. The first year of My School DC was a success and legislation was passed to create a Common Lottery Board and funded positions in the Deputy Mayors Office for the 2014-15 school year. For year two, additional charter schools have signed on and MSDC staff are conducting an audit of SY13-14 results, improving targeted outreach efforts, and creating a waitlist management system.



INITIATIVE 4.3: Continue to expand PCSB community outreach, engaging in two way dialogue with the public through social media (live-tweeting PCSB Board meetings).





Fully Achieved. PCSB has increased its social media presence by sharing schools' updates, positive news about charter schools, Board meeting and Public Hearing updates, and sector information through Twitter. Consequently, the number of Twitter followers doubled from 1,500 in FY13 to 3,057 in FY14.





INITIATIVE 4.4: Improve transparency around PCSB's authorizer work, making Board and other materials available to the public.

Fully Achieved. In FY14, PCSB increased transparency around its work by making such materials publicly available as FY14 PMF reports, FY14 Equity Reports, FY2013 school financial reports (including the CHARM reports, and the schools' audits and budgets), FY14 Qualitative Site Review reports, every charter school renewal and review report, and the schools' annual reports. PCSB also made its own materials public including, PCSB Board meeting minutes, board book documents, PCSB policies, public hearing notices, NACSA authorizer evaluation report, press releases, our financials and numerous blog contributions. In addition to making various materials publicly available, PCSB also sent notifications to ANCs and the DC Register regarding any major announcements that may affect a charter school within a particular ward (i.e. public hearing dates, new school facilities).



Key Performance Indicators – Details

Performance Assessment Key:							
	Fully achieved		Partially achieved		Not achieved		Data not reported

	KPI	Measure Name	FY 2013 YE Actual	FY 2014 YE Target	FY 2014 YE Revised Target	FY 2014 YE Actual	FY 2014 YE Rating	Budget Program
	1.1	Number of charter LEAs receiving 5, 10 or 15 year review	16	12	12	12	100%	DC PUBLIC CHARTER SCHOOLS BOARD
	1.2	Number of charter LEAs having one or more campuses with a PMF score of 40 or below taking concrete actions such as closure, grade-span	5	5	2	2	100%	DC PUBLIC CHARTER SCHOOLS BOARD
	1.3	Number of Tier 1 charter LEAs taking concrete steps to expand or replicate.	9	5	7	7	100%	DC PUBLIC CHARTER SCHOOLS BOARD
	1.4	Successful completion of Early Childhood/ Adult Ed PMFs	100%	100%	100%	100%	100%	DC PUBLIC CHARTER SCHOOLS BOARD
	2.1	Reduce school truancy rate by 20% for the charter sector through partnerships with CFSA, DC Superior Court, and other agencies that can identify and solve the core issues causing educational neglect	20%	20%	20%	26%	130%	DC PUBLIC CHARTER SCHOOLS BOARD
	2.2	Reduce rate of expulsions for “other charter” reasons	20	20	20	23%	115%	DC PUBLIC CHARTER SCHOOLS BOARD



	KPI	Measure Name	FY 2013 YE Actual	FY 2014 YE Target	FY 2014 YE Revised Target	FY 2014 YE Actual	FY 2014 YE Rating	Budget Program
●	2.3	Number of schools participating in our SPED self-study	10	10	9	9	100%	DC PUBLIC CHARTER SCHOOLS BOARD
●	2.4	Reduction in number of campuses with a Mystery Shopper	30%	20%	20%	33%	165%	DC PUBLIC CHARTER SCHOOLS BOARD
●	3.1	Number of schools worked with on financial issues	7	7	7	7	100%	DC PUBLIC CHARTER SCHOOLS BOARD
●	3.2	Number of schools whose fiscal health improved as a result of oversight efforts	2	2	2	N/A	NA	DC PUBLIC CHARTER SCHOOLS BOARD
●	3.3	Establishment of a summer school audit process	100%	100%	100%	80%	80%	DC PUBLIC CHARTER SCHOOLS BOARD
●	4.1	Number of PMF Parent Guides distributed in English and Spanish	4000	4000	4000	30,630	659%	DC PUBLIC CHARTER SCHOOLS BOARD
●	4.2	Number of campuses participating in common deadline/lottery	90	90	90	90	100%	DC PUBLIC CHARTER SCHOOLS BOARD
●	4.3	Number of Twitter followers	1000	1000	1000	3057	206%	DC PUBLIC CHARTER SCHOOLS BOARD
●	4.4	Number of community meetings participated in	10	10	10	23	130%	DC PUBLIC CHARTER SCHOOLS BOARD
●	4.5	Number of PCSB Board meetings televised	2	10	8	8	100%	DC PUBLIC CHARTER SCHOOLS BOARD
●	4.6	Increase in charter school data available on www.dcpcsb.org	15%	10%	10%	10%	100%	DC PUBLIC CHARTER SCHOOLS BOARD